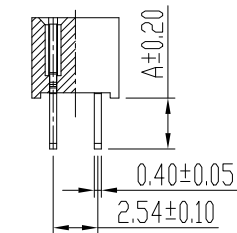
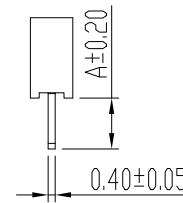


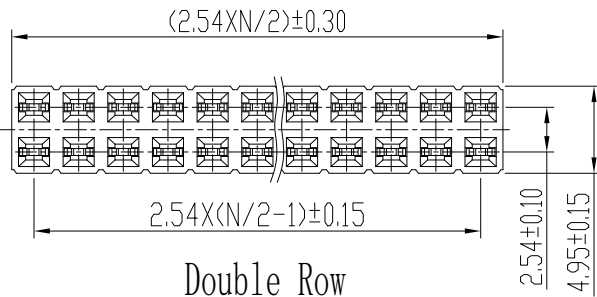
N=Number of contacts



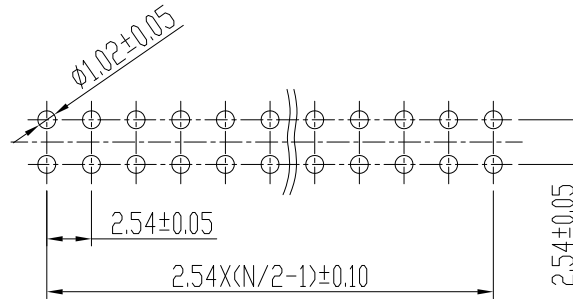
Double Row



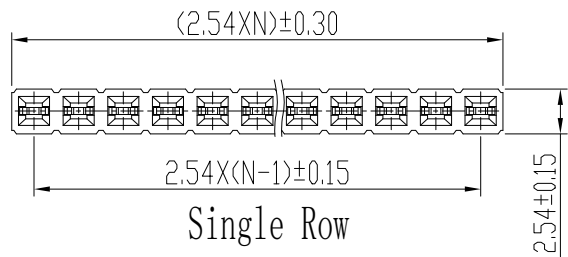
Single Row



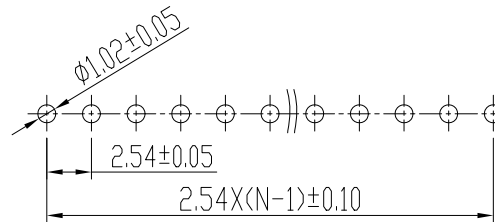
Double Row



PCB LAYOUT



Single Row



PCB LAYOUT

Performance characteristics:

- Main body part material
Insulator: PBT black UL94V-0
Contact terminal: Phosphor bronze, Ni 1.27 μm under plated,
Outer plating see part number rule.
- Electrical requirements:
② Current rating: 3 A
Contact resistance: ≤20 mΩ
Insulation resistance: ≥5000 MΩ
Withstanding voltage: 500 Vr.m.s, 1mA, 60s
- Mechanical requirements
Insertion force: ≤3N/pin
Extraction force: ≥0.2N/pin
Retention: ≥8N/pin
- Environment specification
Working temperature: -55°C~+125°C
Humidity: ≤93% at 40°C
Resistance to soldering heat: 245°C±5°C, 10s
- Packing & storing
Method of packing: tray, outer box
Storing condition: temperature of -10°C~+40°C
below 80% relative humidity
- Style of installation: solder pcb installation
- To prevent the pollution of the environment product info
RoHS agreement: In line with the European Union RoHS.

1268 - XX 1 - X X- 1

| | | | | | |
|-------------|--------------------------------------|--|---|---|--|
| Series code | Terminal number | Spec code | Spec code | Plating code | Insulator material & color |
| | Single row 01~32 Double row 04~64 | Code Definition A 1 2.90 X Customized | Code Definition 3 Single row Spear form 4 double row Spear form | Code Definition Contact area Tail 2 Au 0.25 μm Gold flash 1 Gold flash | Code Definition 1 PBT BLACK UL94V-0 |

Unless otherwise specified tolerance:

| | | | |
|-----|-------|-----|-----|
| X. | ±0.50 | X.° | ±3° |
| .X | ±0.38 | .X° | ±2° |
| .XX | ±0.25 | | |

| | | | | |
|------|-----|-------------|--------------|------------|
| ① | 2 | 246127 | Huanjiang Xu | 2017.09.23 |
| ② | 1 | SN-00000996 | Tim Lv | 2011.08.25 |
| Mark | NO. | File NO. | Signature | Date |
| DRAW | | | Tim | 2011.05.28 |
| CHK | | | Tim | 2017.10.16 |
| MAN | | | Alan | 2017.10.16 |
| STD | | | | |
| APP | | | | |

2.54mm receptacle single/double row straight socket

SL0.1268.100

| | | | |
|--|------|--------------|-------|
| Projection | Rev. | Weight | Scale |
| | A2 | | |
| All Dimensions in mm | | Sheet 1 of 1 | |
| SHINNING SHENZHEN SHINNING ELECTRONIC CO.,LTD. | | | |

①1268-XX1-XX-1