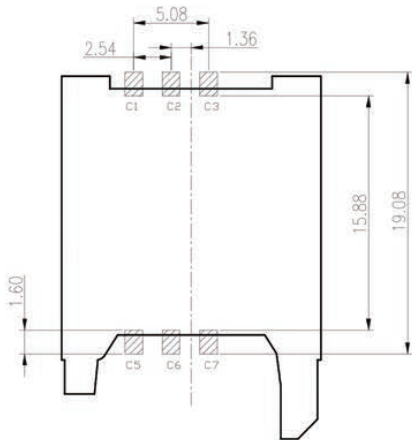
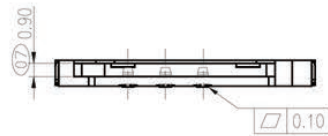
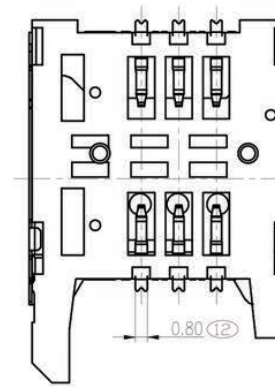
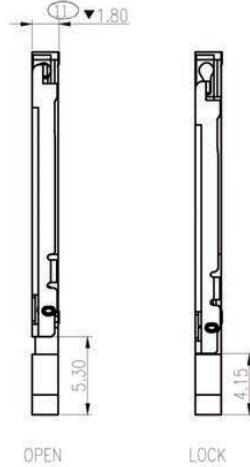
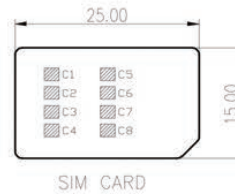


SECTION A-A



REFERENCE PC BOARD LAYOUT



PIN NO.	PIN NAME
C1	Supply Voltage Vcc
C2	Reset (RST)
C3	Clock (CLK)
C5	Ground
C6	Programming Voltage Vpp
C7	I/O

NOTES:

1. MATERIAL:

- 1). HOUSING MATERIAL: THERMOPLASTIC UL94V-0; COLOR: BLACK
- 2). CONTACT MATERIAL: COPPER ALLOY, T=0.15mm
- 3). SHELL MATERIAL: STAINLESS STEEL, T=0.20mm

2. FINISH:

- 1). CONTACT FINISH: 50u" MIN. NICKEL UNDER PLATED, PLATED 3u" Au ON CONTACT AREA ; PLATED GOLD FLASH ON SOLDER AREA.
- 3). ELECTRICAL SPECIFICATIONS:
 - 1). VOLTAGE RATING: 12 VAC
 - 2). CURRENT: 1 AMPERES MAX. PER CONTACT
 - 3). OPERATION TEMPERATURE RANGE: -25°C ~ +70°C
 - 4). CONTACT RESISTANCE: 60MΩ MAX.
 - 5). INSULATION RESISTANCE: 1000MΩ MIN.
 - 6). DIELECTRIC WITHSTANDING VOLTAGE: 500V AC FOR 1 MINUTE
 - 7). MAX. PROCESSING TEMP: 260°C for 30 SECONDS

DSND	DATE	SCALE: N/A	MODEL TYPE: SIM CARD CONN
DWN	DATE	VIEW:	PART NO.:
CHKD	DATE	UNIT: mm	DWG NO.: XKSIM-008
APPD	DATE	SIZE: A4	WEIGHT: 1.0g
			SHEET: 1/1
			REVISION: A0

ANGLAR	±5°
L ≤ 4	±0.2
4 < L ≤ 16	±0.3
16 < L ≤ 63	±0.4
L > 63	±0.5

UNSPECIFIED TOLERANCES

KKB INDUSTRIAL PRECISION CO., LIMITED