



**SPECIFICATION FOR APPROVAL**

产品规格承认书

**Unibody Inductor**

一体成型功率电感

CUSTOMER.

\_\_\_\_\_

MODEL NO.

**MS0530-1R5M**

\_\_\_\_\_

CUSTOMER'S PART NO.

\_\_\_\_\_

LILE NO.

\_\_\_\_\_

DATE.

**2019/3/27**

\_\_\_\_\_

REVISION.

**A/0**

\_\_\_\_\_

CUSTOMER APPROVE

\_\_\_\_\_

DATE:

DRAWING

DRAWN BY

CHECK BY

APPROVAL BY

\_\_\_\_\_

DATE:



IATF16949 / ISO9001 / ISO14000

**深圳市迈翔科技有限公司**

**SHENZHEN MOTTO TECHNOLOGY Co., Ltd**

香港瑞德科技有限公司 黄冈市迈翔电子有限公司

Motto Technology park, niu e ling village no#214 xintian,nghua Town,  
Guanlan Street, Longhua District, Shenzhen

TEL: +86 0755-8948751~2 89487610 Fax: +86 0755-61624574

[Http://www.coilmx.com](http://www.coilmx.com) E-mail: [sales@mottotech.com](mailto:sales@mottotech.com)



CUSTOMER		MODEL NO.	MS0530-1R5M	REVISION	A/0
FILE NO.		PART NO.		DATE	2019/3/27

1.PRODUCT DIMENSION		UNIT:mm	
	A	5.4±0.35	
	B	5.2±0.25	
	C	3.0Max	
	D	2.3±0.3	
	E	1.0±0.3	

2.ELECTRICAL REQUIREMENTS			
PARAMETER	SPECIFICATION	CONDITION	TEST INSTRUMENTS
L(uH)	1.5μH±20%	100KHz/1.0V	MICROTEST 6377
DCR(mΩ)	25mΩMAX	At 25℃	TH2512A
I sat(A)	8.2A TYP L0A*70%	100KHz/1.0V	MICROTEST 6377+6220
I rms(A)	6.0A TYP ΔT≤40℃	100KHz/1.0V	MICROTEST 6377+6220

**3.CHARACTERISTICS**

(1). All test data is based on 25℃ ambient.

(2). DC current(A)that will cause an approximate ΔT40℃

(3). DC current(A)that will cause L0 to drop approximately 30%Typ

(4). Operating temperature range: -55℃~+125℃

(5).The part temperature (ambient + temp rise)should not exceed 125℃ under worst case operating conditions. circuit design, component.PWB trace size and thickness,airflow and other cooling provision all affect the part temperature. Part temperature should be verified in the den application

**4.SPECIAL REQUEST**

(1)Lettering 1R5 on top of the body.

CUSTOMER		MODEL NO.	MS0530-1R5M	REVISION	A/0
FILE NO.		PART NO.		DATE	2019/3/27

**5.PRODUCT IDENTIFICATION**

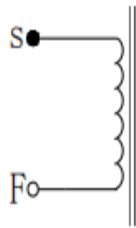
XX XXXX - XXX X X

① ② ③ ④ ⑤

①、 Product Symbol ②、 Dimensions ③、 Inductance

④、 Tolerance: M±20%, N±30%. ⑤、 Material

**6.ELECTRICAL SCHEMATICS**



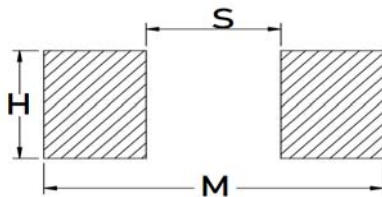
**7.APPLICATION**

- (1)Low profile,high current power supplies.
- (2)Battery powered devices.
- (3)DC/DC converters in distributed power systems.
- (5)DC/DC converters for field programmable gate array.

**8.FEATURES**

- (1)ROHS compliant.
- (2)Super low resistance,ultra high current rating.
- (3)high performance(I sat)realized by metal dust core.
- (4)Frequency Range:up to 1MHZ.

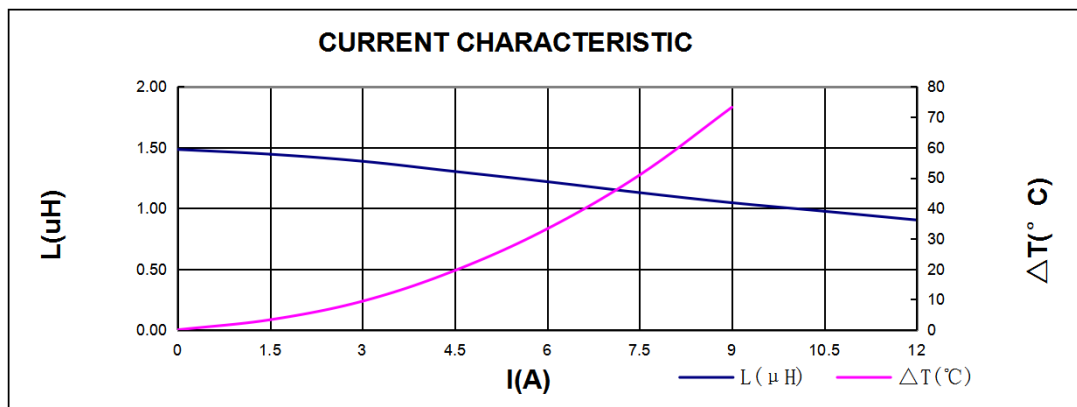
**9.RECOMMENDED PCB LAYOUT**



H	2.5
S	2.2
M	5.99

CUSTOMER		MODEL NO.	MS0530-1R5M		REVISION	A/0	
FILE NO.		PART NO.			DATE	2019/3/27	
SORT	ITEM	A	B	C	D	E	
PRODUCT & DIMENSION	SPEC	5.4±0.35	5.2±0.25	3.0Max	2.3±0.3	1.0±0.3	
	1	5.65	5.23	2.94	2.30	1.05	
	2	5.65	5.22	2.94	2.31	1.06	
	3	5.66	5.22	2.89	2.31	1.05	
	4	5.67	5.22	2.92	2.30	1.06	
	5	5.65	5.23	2.91	2.31	1.06	
	X	5.66	5.22	2.92	2.31	1.06	
R	0.02	0.01	0.05	0.01	0.01		

ELECTRICAL & REQUIREMENTS	ITEM	L(μH)	DCR (mΩ)	I sat(A)	DC BIAS	Irms	SHAPE:
	SPEC	1.5μH±20%	25mΩMAX	8.2A TYP L0A*70%		6.0A TYP ΔT≤40℃	
	1	1.473	20.05	1.145	-22.3%	OK	
	2	1.492	20.13	1.147	-23.1%	OK	
	3	1.505	20.46	1.149	-23.7%	OK	
	4	1.483	20.51	1.145	-22.8%	OK	
	5	1.467	20.15	1.141	-22.2%	OK	
	X	1.48	20.26	1.15	-22.8%		
	R	0.04	0.46	0.01	1.4%		



I(A)	0	1.5	3	4.5	6	7.5	9	10.5	12
L(μH)	1.483	1.444	1.386	1.302	1.218	1.128	1.045	0.975	0.903
ΔT(°C)	0	3.3	9.4	19.5	33.2	50.9	73.2		

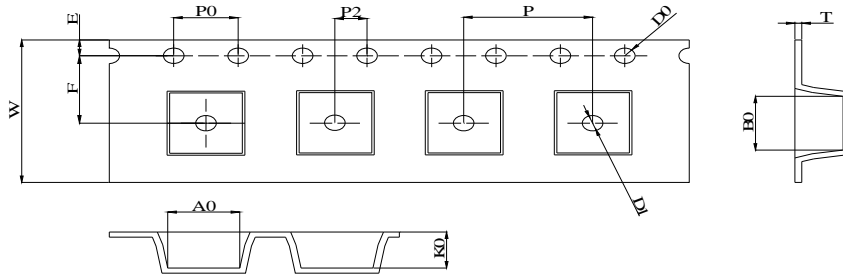
CUSTOMER		MODEL NO.	MS0530-1R5M	REVISION	A/0
FILE NO.		PART NO.		DATE	2019/3/27
<b>11.可靠性Reliability</b>					
项目Item	规格与需求 Specification and Requirement	测试方法Test Method			
可焊性 Solderability test	沾锡面积不得小于95%上锡面 Terminals area must have 95% min solder coverage	上锡升温曲线Solder heat proof: (1) 预热: 160±10℃持续90s Preheating: 160±10℃ for 90 seconds (2) 恒温时段: 245±5℃持续2±0.5s Retention time: 245±5℃ for 2±0.5 seconds			
振动测试 Vibration test	感值变化: 不超过±5% 且无破裂等机械损伤产生 Inductance change: Within±5% Without mechanical damage such as break	(1) 振动频率(10Hz 55Hz 10Hz)60s为一个周期 Vibration frequency: (10Hz to 55Hz to 10Hz) in 60 seconds as a period (2) 振动时间 Vibration time: 三维正交坐标系每个方向振动(周期)循环2小时 Period cycled for 2 hours in each of 3 mutual perpendicular directions (3) 振幅 Amplitude: 1.5 mm Max			
冲击测试 Shock test	感值变化: 不超过±5% 且无破裂等机械损伤产生 Inductance change: Within±5% Without mechanical damage such as break	(1) 最大振幅 Peak value: 100G (2) 脉冲波长 Duration of pulse: 11ms (3) 三维正交坐标系每个方向正负方向冲击3次 Times in each positive and negative direction of 3 mutual perpendicular directions			
冷热冲击 Thermal shock	感值变化: 不超过±5% 且无破裂等机械损伤产生 Inductance change: Within±5% Without mechanical damage such as break	(1)重复以上100个循环Repeat 100 cycle as follow (-55±2℃,30±3分钟) 室温5分钟 (-55±2℃,30±3 minutes) Room temperature,5 minutes (+125±2℃,30±3分钟) 室温5分钟 (+125±2℃,30±3 minutes) Room temperature,5 minutes (2)恢复: 测试于标准条件下恢复48+4/-0小时(参考注释1) Recovery:48+4/-0 hours of recovery under the standard condition after the test. (see Note1)			
耐高温测试 High temperature life test	感值变化: 不超过±5% 且无破裂等机械损伤产生 Inductance change: Within±5% Without mechanical damage such as break	(1)环境条件: 85±2℃ Environment condition : 85±2℃ 应用电流: 额定电流 Applied current: Rated current (2)持续时间: 1000+4/-0 小时(参考注释1) Duration:1000+4/-0 hours (see Note1)			
耐湿测试 Humidity Resistance	感值变化: 不超过±5% 且无破裂等机械损伤产生 Inductance change: Within±5% Without mechanical damage such as break	(1)环境条件: 60±2℃ Environment condition : 60±2℃ 湿度: 90~95% Humidity:90~95% 应用电流: 额定电流 Applied current: Rated current (2)持续时间: 1000+4/-0 小时(参考注释1) Duration:1000+4/-0 hours (see Note1)			
低温存放测试 Low temperature life test	感值变化: 不超过±5% 且无破裂等机械损伤产生 Inductance change: Within±5% Without mechanical damage such as break	(1)存储温度 Store temperature -55±2℃下存放 1000+4/-0 小时 -55±2℃for total 1000+4/-0 hours			
高温存放测试 High temperature life test	感值变化: 不超过±5% 且无破裂等机械损伤产生 Inductance change: Within±5% Without mechanical damage such as break	(1)存储温度 Store temperature +125±2℃下存放 1000+4/-0 小时 +125±2℃for total 1000+4/-0 hours			

CUSTOMER		MODEL NO.	MS0530-1R5M	REVISION	A/0
FILE NO.		PART NO.		DATE	2019/3/27

12、包装 Packaging

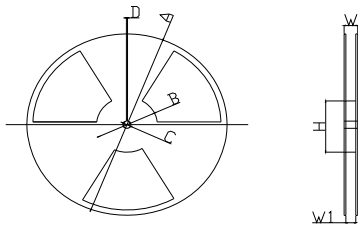
12.1、尺寸 Dimensions

12.1.1 包装料带尺寸 Tape packaging dimensions



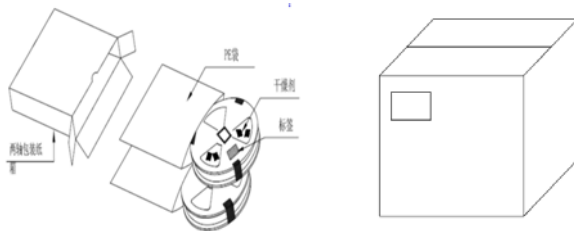
W	A0	B0	K0	P	F	E	D0	P0	T
12 ±0.30	5.4 ±0.10	6.2 ±0.10	3.3 ±0.10	8 ±0.10	5.5 ±0.1	1.75 ±0.10	1.50 ±0.10	4.0 ±0.10	0.35 ±0.05

12.1.2 卷轴尺寸 Reel dimensions



项目	尺寸(mm)
A	330.0 ± 2.0
B	100.0 ± 1.0
C	13.0 ± 1.0
D	1.9 ± 0.4
W	30.4 Max
W1	24.4 ± 1.0

12.1.3 外箱尺寸 Carton dimensions



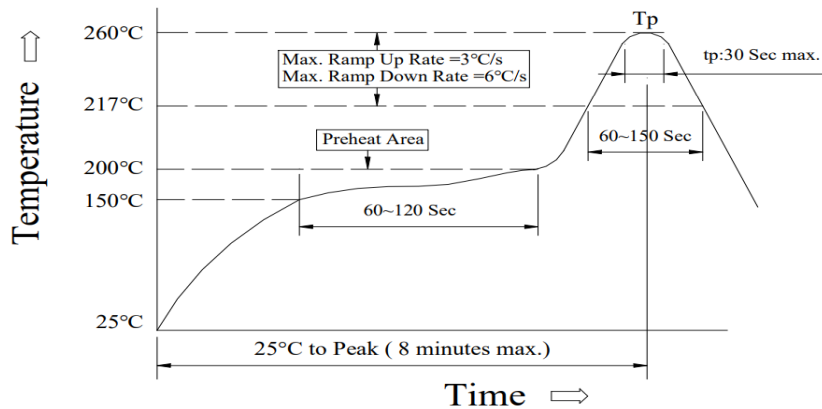
项目	数量(PCS)
1卷轴	2000
1内箱	8000
1外箱	24000

CUSTOMER		MODEL NO.	MS0530-1R5M	REVISION	A/0
FILE NO.		PART NO.		DATE	2019/3/27

Reflow curve

※ Reflow Profile

Power Choke Coil Type



1. Reflow Soldering Method

Reflow Soldering	Tp:255~260°C	Max.30 seconds ( tp )
	217°C	60~150 seconds
Pre-Heat	150 ~ 200°C	60~120 seconds
Time 25°C to peak temperature	8 minutes max.	

2. Soldering iron method : 350±5°C Max.3 seconds.